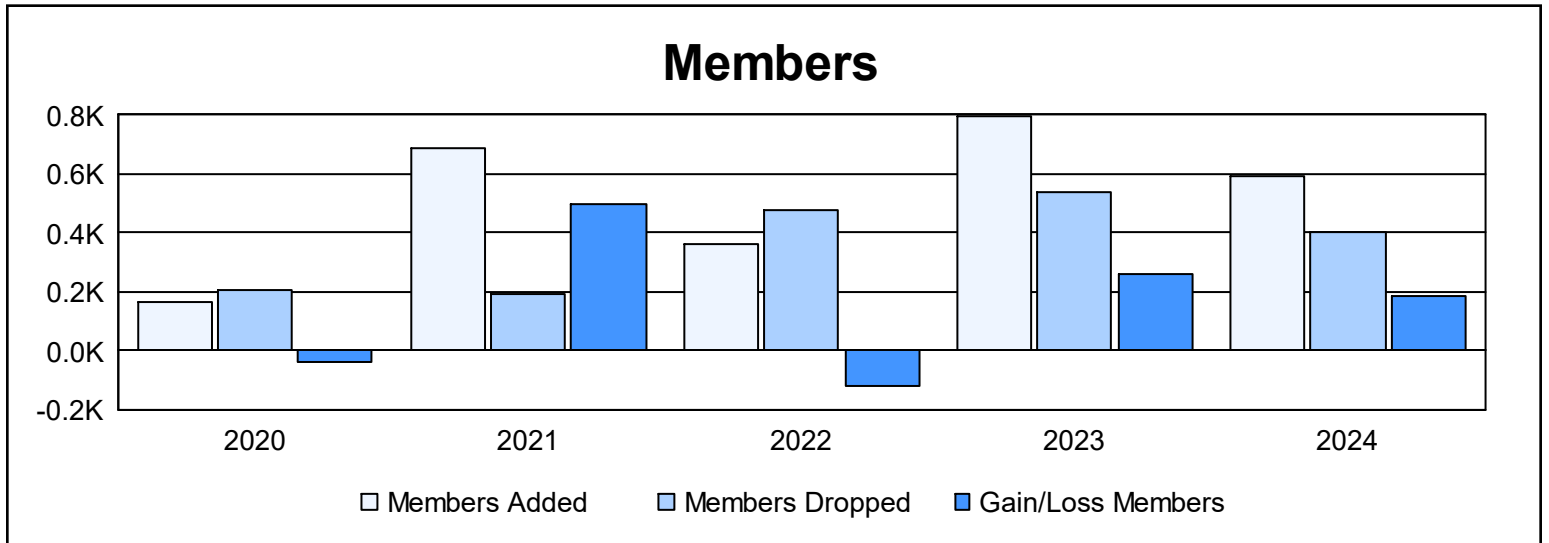
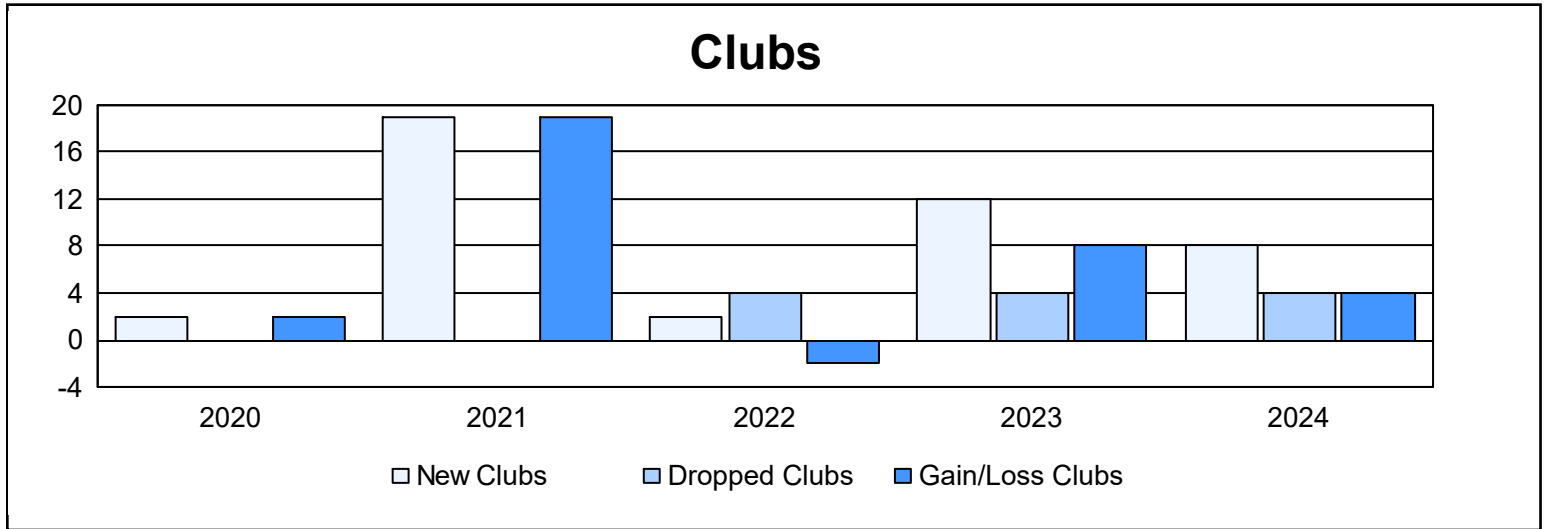
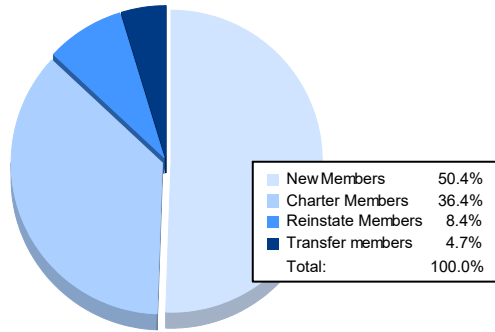


Year	New Clubs	Dropped Clubs	Gain/ Loss Clubs	New Members	Charter Members	Reinstate Members	Transfer Members	Total Member Added	Total Members Dropped	Gain/ Loss Members
2019-2020	2	0	2	112	42	9	5	168	208	-40
2020-2021	19	0	19	211	444	20	15	690	192	498
2021-2022	2	4	-2	281	56	12	11	360	477	-117
2022-2023	12	4	8	334	391	68	3	796	536	260
2023-2024	8	4	4	299	216	50	28	593	404	189
<b>Average</b>	<b>9</b>	<b>2</b>	<b>6</b>	<b>247</b>	<b>230</b>	<b>32</b>	<b>12</b>	<b>521</b>	<b>363</b>	<b>158</b>



### Membership Composition June 2024 Cumulative



### Gender Composition June 2024 Cumulative

